



EW2700 CARBON™ SERIES

Best Dollar-Per-Lumen LED Worklights



EW2706

1,300 RAW
1.6 Amps

EW2710

2,556 RAW
1.8 Amps

EW2720

2,650 RAW
1.8 Amps

EW2721

6,552 RAW
3.6 Amps

EW2722

6,803 RAW
4.4 Amps

EW2730

4,630 RAW
2.8 Amps

EW2731

8,937 RAW
5.5 Amps

CE

UK
CA

R10



CISPR
25

IP67

IP69K

ECCO's EW2700 Carbon™ Series worklights are equipped with ultra bright, high intensity LED flood lights. Its 12-24 VDC compatibility is suitable for a variety of vehicles, including work trucks, snowplows and tow trucks. The aluminum heatsink housing and polycarbonate lens offer superior protection, while the flush mount lens design prevents snow and mud buildup, maintaining clear visibility and stability in all conditions. Its steel mounting bracket with anti-vibration bushing ensures strength and steadiness.

Design Features

- Extremely durable and rugged worklight, designed to handle the most extreme job and weather conditions
- Flush mount lens helps alleviate snow and mud buildup
- Weather resistant Deutsch connector (excludes EW2706)
- Black powdercoated steel mounting bracket with anti-vibration bushing
- Aluminum heatsink housing
- Polycarbonate lens
- Temperature range: -40°F to 149°F (-40°C to 60°C)
- 12-24 VDC



800-635-5900

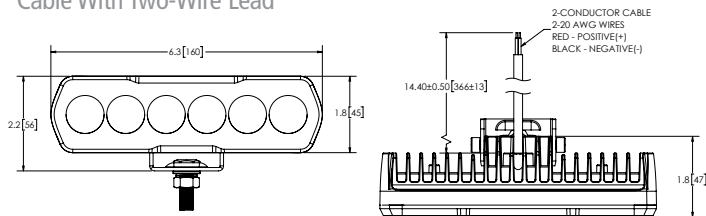
ORDERS@ECCOGROUP.COM

ECCOESG.COM

WARNING: Cancer and Reproductive Harm – www.P65Warnings.ca.gov

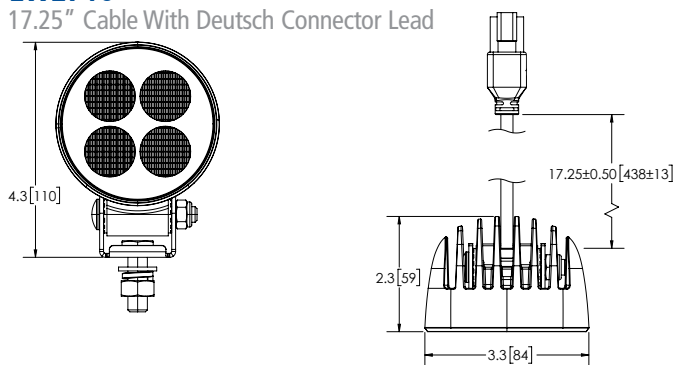
EW2706

Cable With Two-Wire Lead



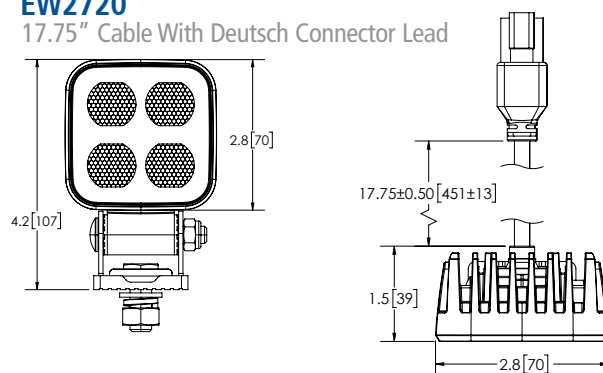
EW2710

17.25" Cable With Deutsch Connector Lead



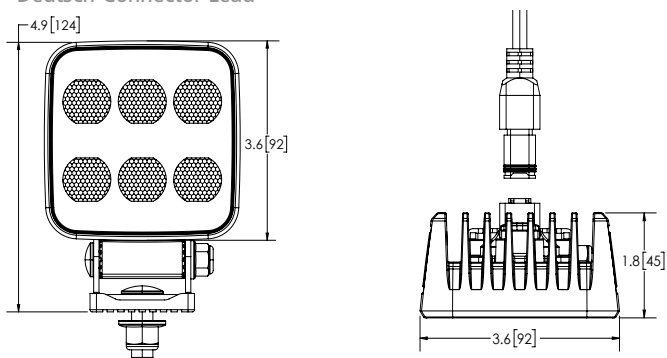
EW2720

17.75" Cable With Deutsch Connector Lead



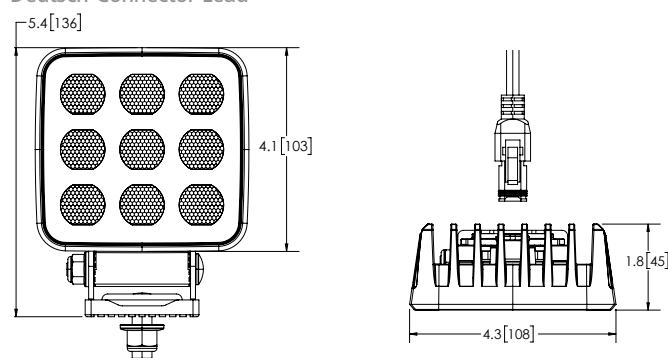
EW2721

Deutsch Connector Lead



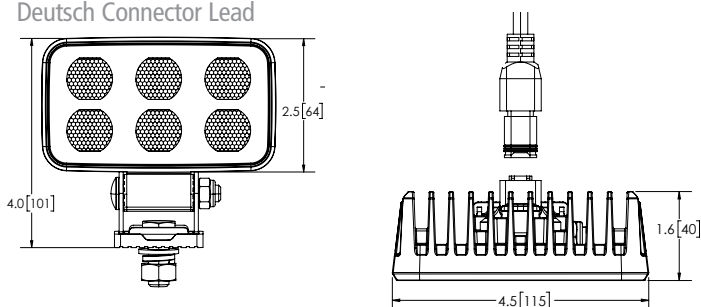
EW2722

Deutsch Connector Lead



EW2730

Deutsch Connector Lead



EW2731

Deutsch Connector Lead

