

FUEL PRO® 386, 387, 388

DAVCO FUEL PRO 386, 387, and 388

provides filtration and fuel water separation for diesel engines with flow rates up to 180 gallons per hour.

Three layer filter design, with filtration to 10 microns, provides enhanced water separation capabilities for ultra-low sulfur diesel fuel with low interfacial tension.


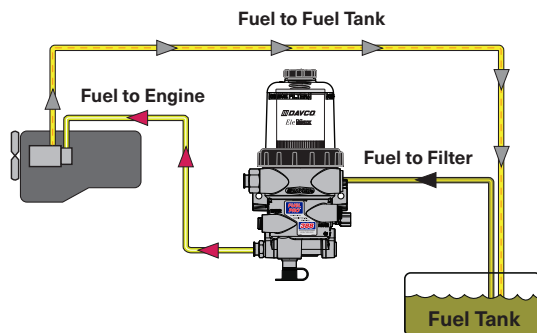
Applications

- Diesel engines with flow rates up to 180 gph

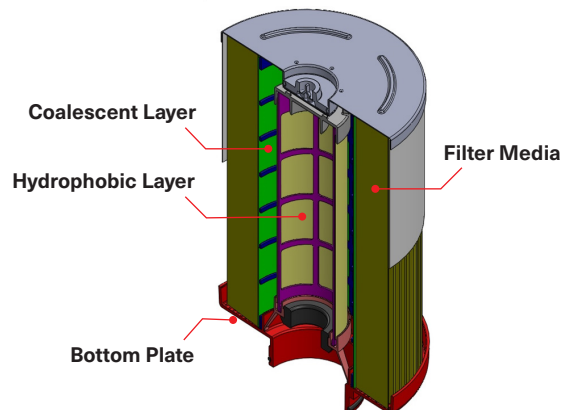
Models and Options

- Fuel Pro 386: Unheated
- Fuel Pro 387: Coolant heat
- Fuel Pro 388: Return fuel heat
- 12VDC — uses ignition switch to heat fuel prior to running the engine
- 120VAC Overnight heater — prevents gelling while parked overnight
- Water-In-Fuel (WIF) sensor

Typical Installation



Filter Technology



A Clarience Technologies Company

DAVCO Technology, LLC

1600 Woodland Drive, Saline, MI 48176-1629

800-328-2611

customerservice@davco.com

www.davco.com

FUEL PRO® 386, 387, 388

Specifications

Height, Overall, quick connect drain	15.30 (388.6 mm)
Depth, Overall	6.58 inches (167.1 mm)
Width, Maximum	8.10 inches (205.8 mm)
Weight, Dry	Approx. 8-12 lbs
Minimum Service Height	3.5 inches (38.1mm)
Max Fuel Flow	180 gph
Pre-heater	12VDC, 195W
Overnight heater	120VAC, 75W

Filtration Performance (10 micron at 174 GPH)

Emulsified Water Removal	SAE J1488 is 96.9%
Dirt Holding Capacity	89 grams

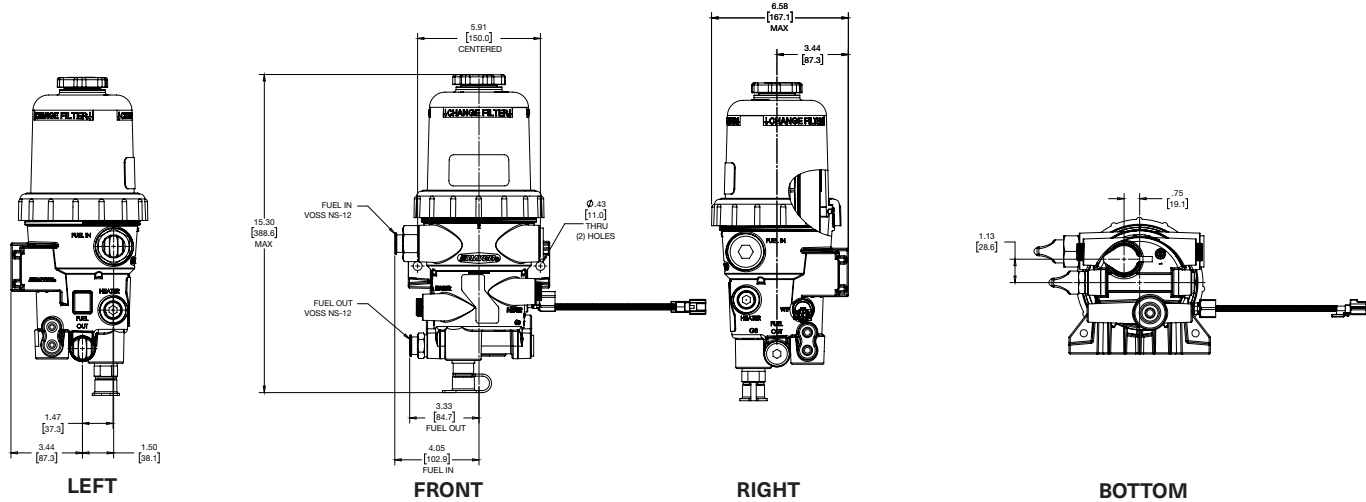
Port Interface

Fuel In	Voss NS-12, ½"-14 NPT
Fuel Out	Voss NS-12, ½"-14 NPT

Dimensions (Voss Fuel In/Fuel Out)

Dimensions are in inches [millimeters]

Mounting Hole Distance: 5.91 [150]
Mounting Hole Openings: .43 [11]



Dimensions (½"-14 NPT Fuel In/Fuel Out)

Dimensions are in inches [millimeters]

Mounting Hole Distance: 5.91 [150]
Mounting Hole Openings: .43 [11]

